

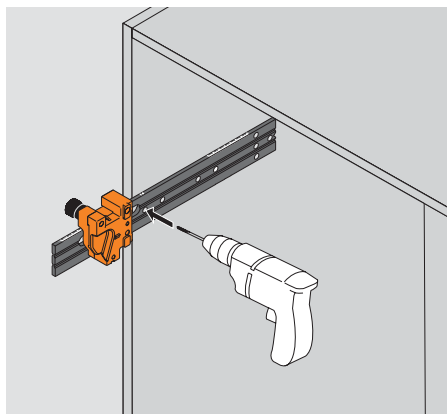
Universal individual template

Supplement to

Assembly aids

LIT.5006.07.07


Application



Description

- For pre-boring AVENTOS locating pins
- Also used for marking and pre-boring cabinet profiles and BLUMOTION and TIP-ON adapter plates
- Calibrated scale for accurate setting
- Set includes:
 - Universal individual template
 - Ø2.5 mm and Ø5 mm stop collars

Components



Part no.

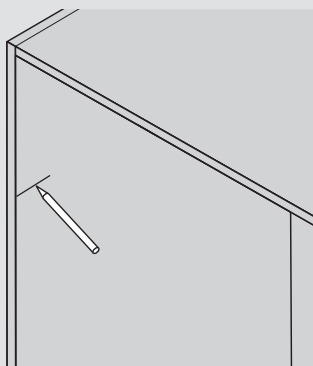
Template

65.1051

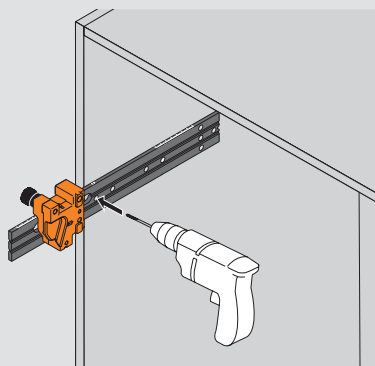
Specifications

Pre-boring for AVENTOS locating pin holes

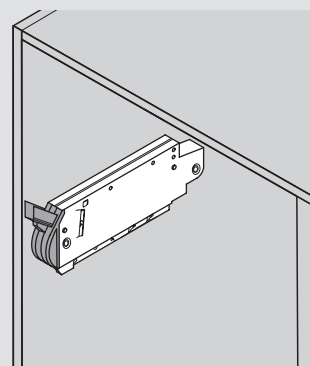
1 Mark position



2 Line up template with mark and pre-bore required Ø5 mm holes

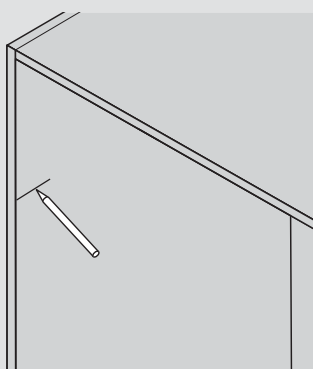


3 Attach lift mechanism

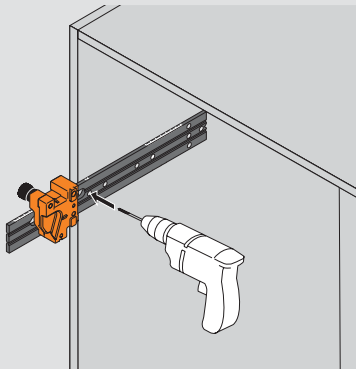


Pre-boring for cabinet profile mounting holes

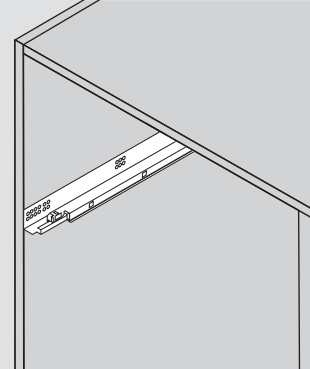
1 Mark position



2 Line up template with mark and pre-bore required holes




3 Attach runner



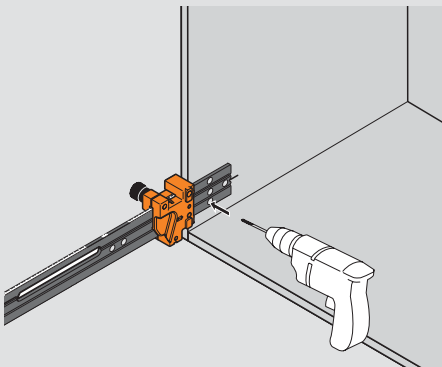
Universal individual template

Pre-boring for mounting plates/adaptor plates

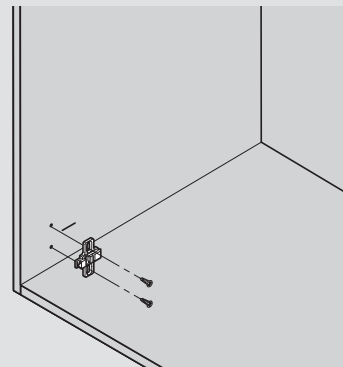
1 Mark position



2 Line up template with mark and pre-bore required holes

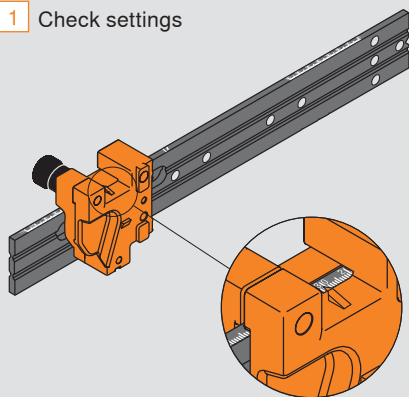


3 Attach mounting plate



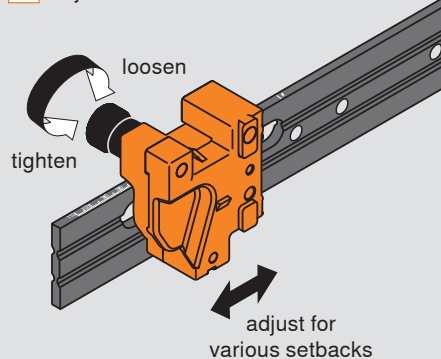
Using this template

1 Check settings



Factory set at 37 mm

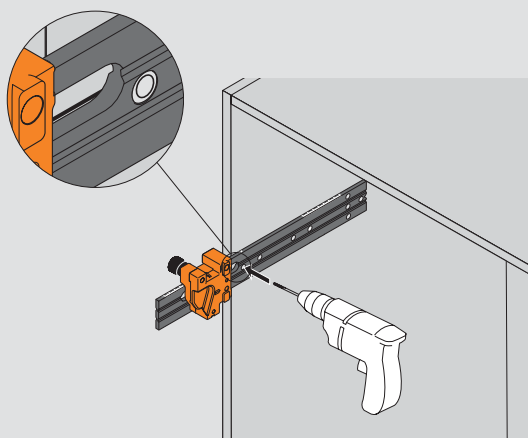
2 Adjust



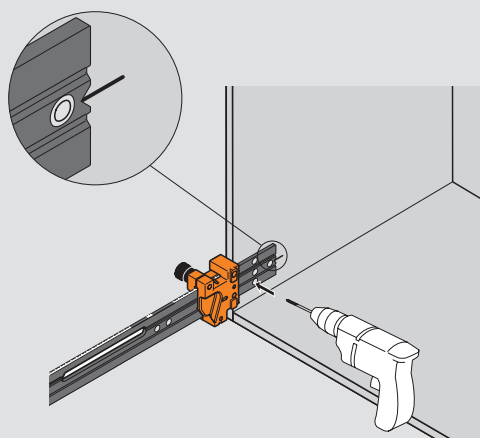
Common setbacks

- 37 mm for TANDEM and TANDEMBOX
- 37 mm for AVENTOS
- 37 mm for mounting plates
- 12.5 mm for face frame adapters
- 9.5 mm for face frame off-set
- 22 mm for in-line plates
- Can also be used for inset applications

3 Align with marked position



Aligning for AVENTOS and cabinet profiles



Aligning for mounting plates/adaptor plates