

TANDEM plus 562H full extension drawer runners

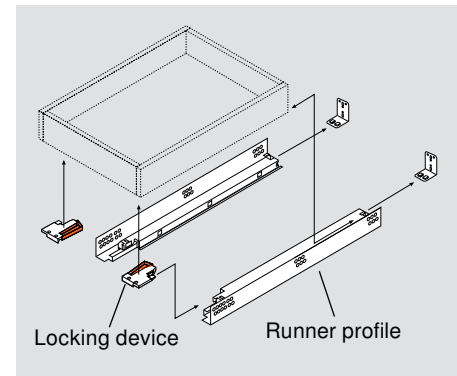
Overlay application



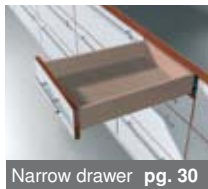
Description

- Full extension concealed drawer runners
- Available with integrated BLUMOTION
- For **16** (5/8") max. drawer side thickness
- Rear tilt adjustment
- Concealed roller carriages with permanently lubricated synthetic rollers create a smooth running action
- Locking devices enable easy drawer insertion and removal
- Force-guided right side and ± 1.5 (1/16") tolerance-compensating left side
- Dynamic load capacity of 75 lb
- Static load capacity of 100 lb

Basic components



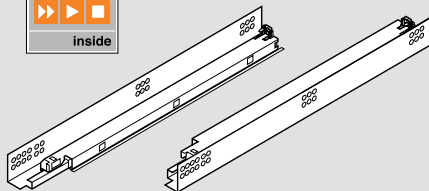
Other applications



Components

Profile set

One set required per drawer

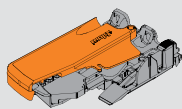


For overall cabinet depth	Drawer length	Over extension	TANDEM plus	TANDEM plus BLUMOTION
305 (12")	229 (9")	—		562H2290B10
381 (15")	305 (12")	—	562H3050C	562H3050B
457 (18")	381 (15")	—	562H3810C	562H3810B
533 (21")	457 (18")	6 (1/4")	562H4570C	562H4570B
610 (24")	533 (21")	16 (5/8")	562H5330C	562H5330B

NOTE: These runners are for **16** (5/8") maximum drawer side thickness

Installation screw	707N
Installation screw	661.1300.HG

Standard locking device



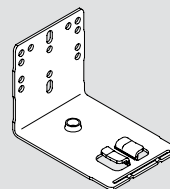
- One right and one left required per drawer
- Minimum interior drawer width **121** (4-3/4")
- Height adjustable **+3** (1/8")

NOTE: See page 48 for other options

		Part no.
	Right locking device	T51.1700.04 R
	Left locking device	T51.1700.04 L
Installation	Installation screw	612TH

page 14

Rear mounting bracket for frame cabinets



For use when installing TANDEM runners in face frame cabinets. Not necessary for panel cabinet installation.

- Two required per drawer
- Depth and side-to-side self-alignment
- Zinc-coated steel

NOTE: See page 50 for 9" TANDEM rear attachment options

	Part no.
Non-handed bracket	295.3750.01
Installation screw	612TH

Using TANDEM **page 14**

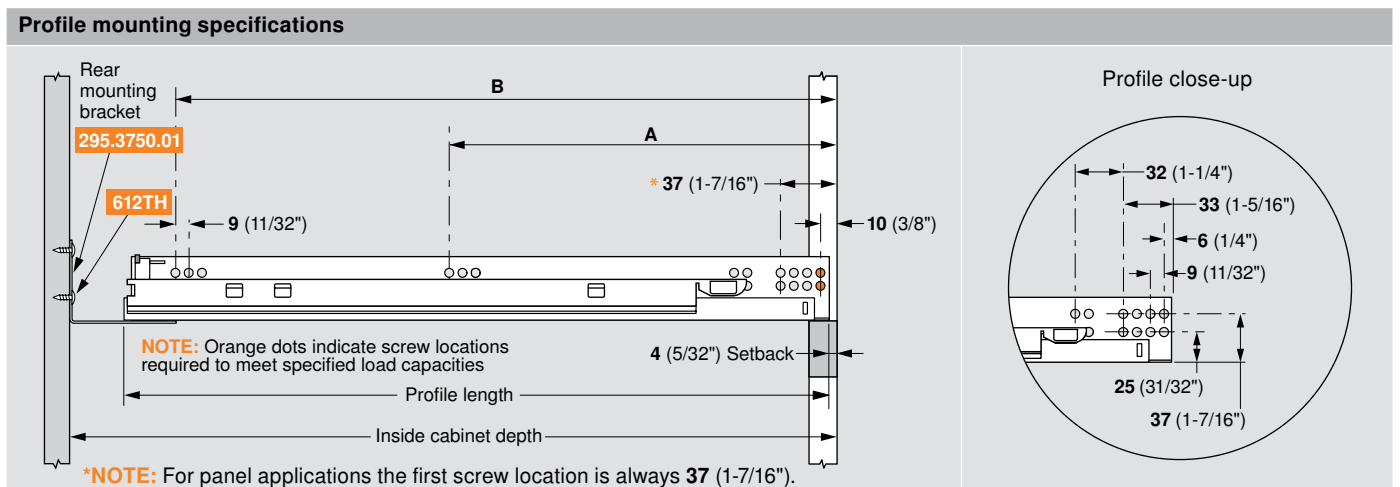
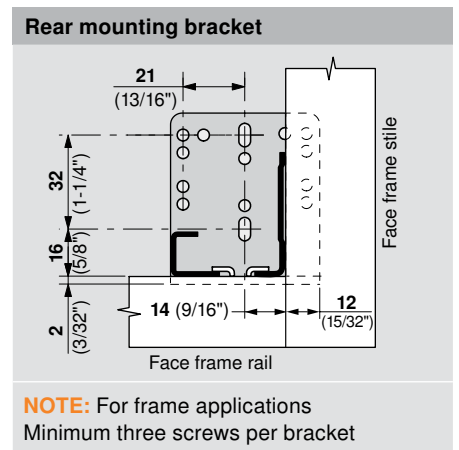
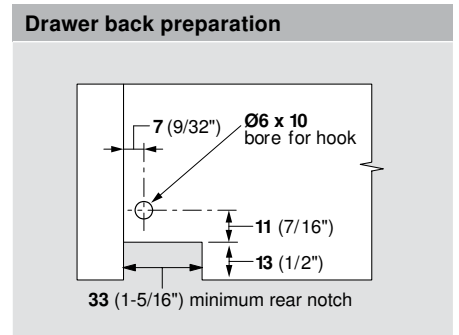
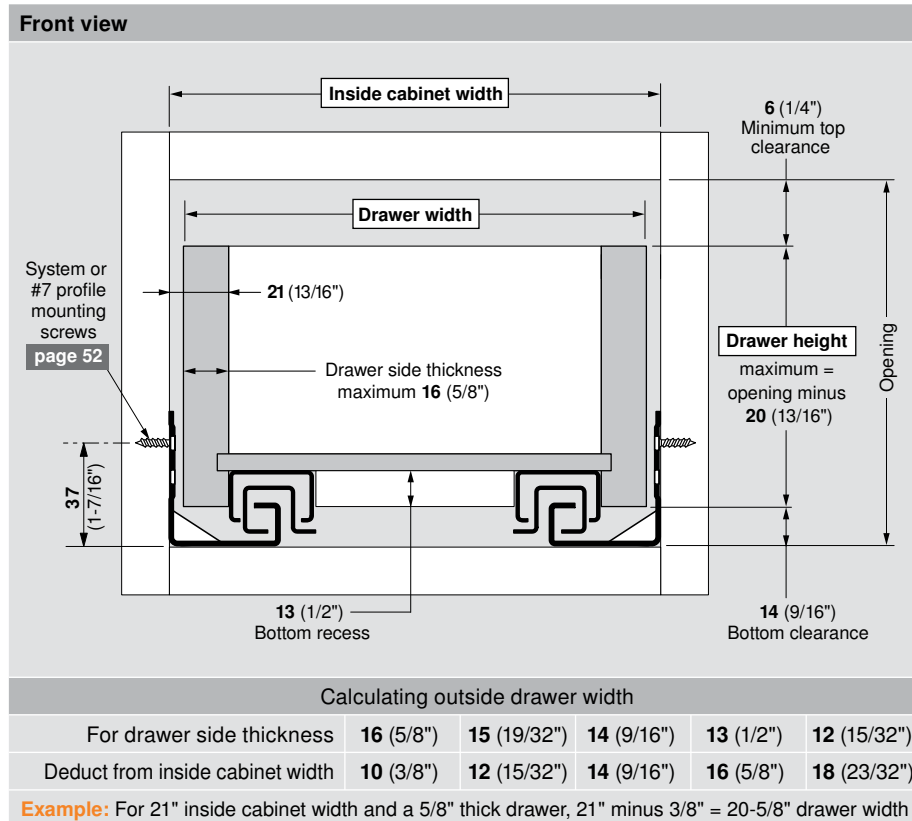
Drawer preparation **page 15**

Accessories **page 52**

Assembly aids **page 54**

Extension	Full
Max. drawer material	16 (5/8")
Dynamic load capacity	75 lb
Static load capacity	100 lb

Drawer and cabinet specifications



TANDEM plus	TANDEM plus BLUMOTION	Drawer length	Inside cabinet depth with 295.3750.01 bracket		Profile length	Screw locations for panel cabinets	
			Maximum	Minimum		A	B
	562H2290B10	229 (9")	299 (11-3/4")	266 (10-1/2")	262 (10-5/16")	133 (5-1/4")	229 (9")
562H3050C	562H3050B	305 (12")	369 (14-9/16")	326 (12-7/8")	317 (12-1/2")	165 (6-1/2")	261 (10-1/4")
562H3810C	562H3810B	381 (15")	446 (17-9/16")	403 (15-7/8")	394 (15-1/2")	165 (6-1/2")	357 (14-1/16")
562H4570C	562H4570B	457 (18")	522 (20-9/16")	479 (18-7/8")	470 (18-1/2")	261 (10-1/4")	453 (17-13/16")
562H5330C	562H5330B	533 (21")	598 (23-9/16")	555 (21-7/8")	546 (21-1/2")	261 (10-1/4")	517 (20-3/8")